



# Plasma Quad Connect

Air Purifying Filter



# Plasma Quad Connect Filter

## Influenza Virus, Bacteria, PM2.5, Allergens, Mould & Dust



Mitsubishi Electric is pleased to introduce the new air purifying filter, "Plasma Quad Connect". This filter is suitable for both new and existing installations, including selected units from our M Series, Mr Slim, City Multi and Hybrid Series. The Plasma Quad Connect Filter is a secondary filter connected to your air conditioner. Plasma Quad technology significantly improves indoor air quality by inhibiting six key indoor pollutants; Influenza virus, bacteria, PM2.5, allergens, mould and dust.

- Applicable Models:

M Series	MSZ-EF/AP/AS/GS, MSY-GN
Mr Slim	SEZ-M, PKA-M, PLA-M, PEAD-M
City Multi	PKFY-P, PLFY-P (VEM), PEFY-P (VMS1/VMX/VMA)
Hybrid	PKFY-WL, PLFY-WL (VEM), PEFY-WP (VMS1/VMX/VMA)

---

## Filter Effectiveness Test Results

### Virus

Up to 99% reduction of Influenza A virus, after 72 minutes in a 25m<sup>3</sup> test space (@1.0m/s).<sup>\*1</sup>

### Bacteria

After 162 minutes in a 25m<sup>3</sup> test space, up to 99% reduction of airborne bacteria (Staphylococcus aureus).<sup>\*2</sup>

### PM2.5

PM2.5 particles generated by cigarette smoke were reduced by up to 90%, after 83 minutes in a 25m<sup>3</sup> test space and up to 99%, after 166 minutes in a 28m<sup>3</sup> test space.<sup>\*1</sup>

### Allergen

The Plasma filter inhibits up to 98% of airborne allergens (cat allergen and pollen) after passing through the filter only once.<sup>\*3</sup>

### Mould

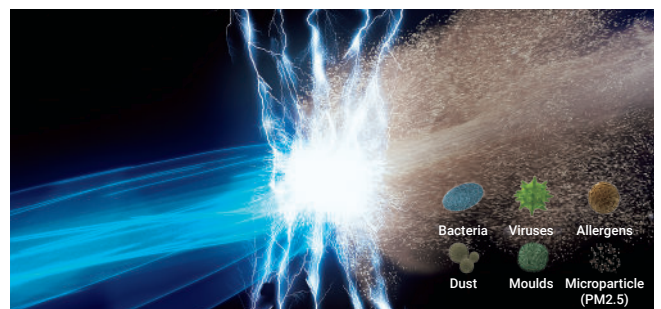
Up to 99% reduction of airborne mould (Penicillium citrinum), after 135 minutes in a 25m<sup>3</sup> space.<sup>\*1</sup>

### Dust

Airborne dust and mites are eliminated by up to 99.7%, after passing through the Plasma filter once.<sup>\*3</sup>

#### Plasma Quad Connect

Air cleaning system using powerful plasma technology filters out even microscopic particles.



Plasma Quad Connect helps improve indoor air quality, which is not only good for a healthier environment but can provide peace of mind and reassurance for the home, school or office.

## How it works

An Air Cleaning system that uses powerful plasma to filter out even microscopic particles. It works by positively charging particles in stage one which then attracts the positively charged particles to the negatively attractive field around the filter element, helping to clean and purify the air in your home or office.

### Stage One

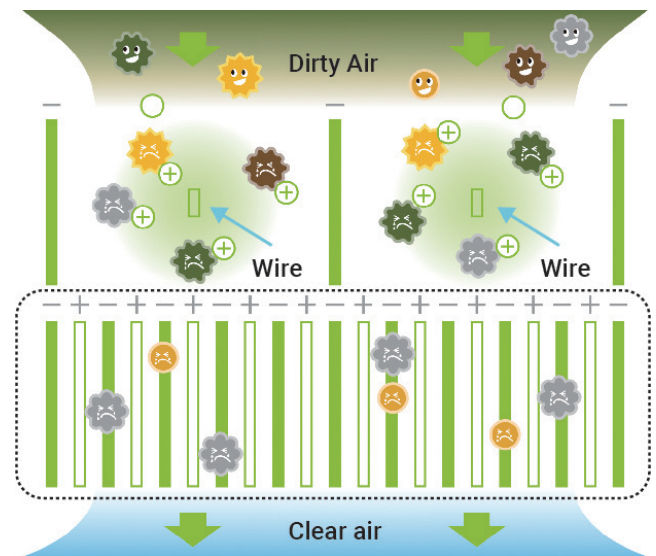
Produces plasma to:

- Inhibit viruses and bacteria
- Break down allergens and mould
- Electrically (+) charge dust and microscopic particles PM2.5

### Stage Two

Creates a strong electrical (-) field to:

- Absorb dust and microscopic particles PM2.5



# Product Specifications



M Series  
Mr Slim PKA  
City Multi PKFY-P & WL






Mr Slim SEZ & PEAD  
City Multi PEFY-P & WP  
(VMS1, VMX & VMA)



Mr Slim PLA  
City Multi PLFY-P & WL  
(VEM Only)

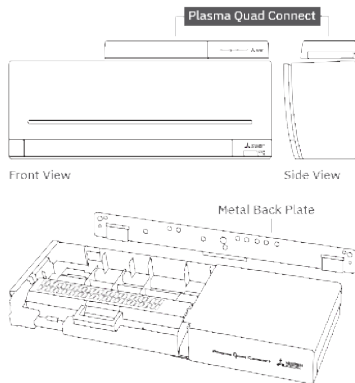


Plasma Quad Connect

Plasma Quad Connect								
Indoor Unit	Plasma Quad Connect Model	Dimensions W x D x H (mm)	Weight kg	Fitment Required	Power Consumption	M Series	Mr Slim	City Multi
Wall Mount	 MAC-100FT-E	499.5 x 168 x 56	1.6	Back plate included as standard	4W	MSZ-EF MSZ-AP MSZ-GN	PKA-M	PKFY-P PKFY-WL
Ducted	Low Static  MAC-100FT-E	499.5 x 168 x 56	1.6	Metal fitment PAC-HA11PAR Rear intake PAC-HA21PAU Bottom intake	4W	-	SEZ	PEFY-P/WP VMS1 PEFY-P/WP VMX
	Mid Static			Metal fitment PAC-HA31PAR Rear intake PAC-HA31PAU Rear intake			PEAD*4	PEFY-P/WP VMA*4
Cassette	 PAC-SK-51FT-E	840 x 840 x 134	8.7	Multi-function casement, with knock-out holes for fresh air ducting - included as standard Incorporates 1 x Plasma Quad Connect device	4W	-	PLA	PLFY-P/WL (VEM)

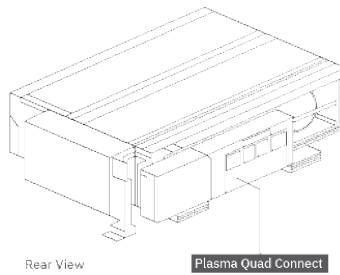
## Wall Mounted Unit Installation

The Plasma Quad Connect mounts onto a metal back plate above the unit.



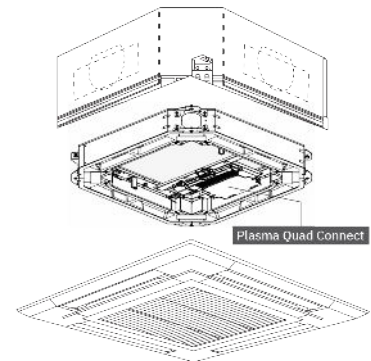
## Ducted Unit Installation

The Plasma Quad Connect slides into a metal fitment, which is screwed onto the back of the ducted unit.



## Cassette Unit Installation

The Plasma Quad Connect is housed in a bespoke casement.



\*1 Testing Standard JEM1467:2015, tested on MSZ-AP35VG.

\*2 Testing Standard JEM1467:2015, tested on MSZ-AP25VG.

\*3 Testing Standard Elisa Sandwich, tested on filter only.

\*4 PEAD & PEFY-VMA units require an additional attachment PAC-KE91-95PTB-E.



MitsubishiElectric.com.au